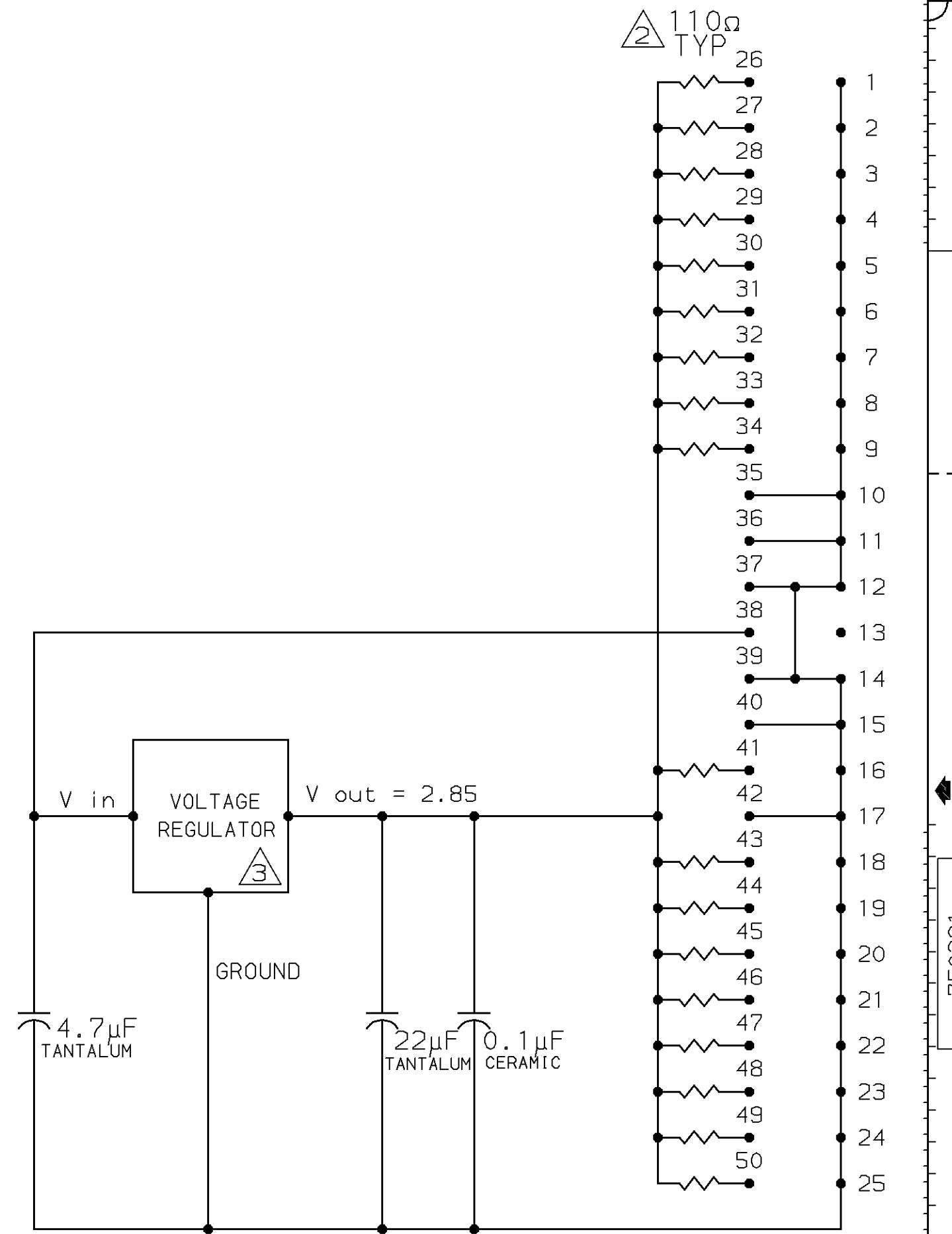
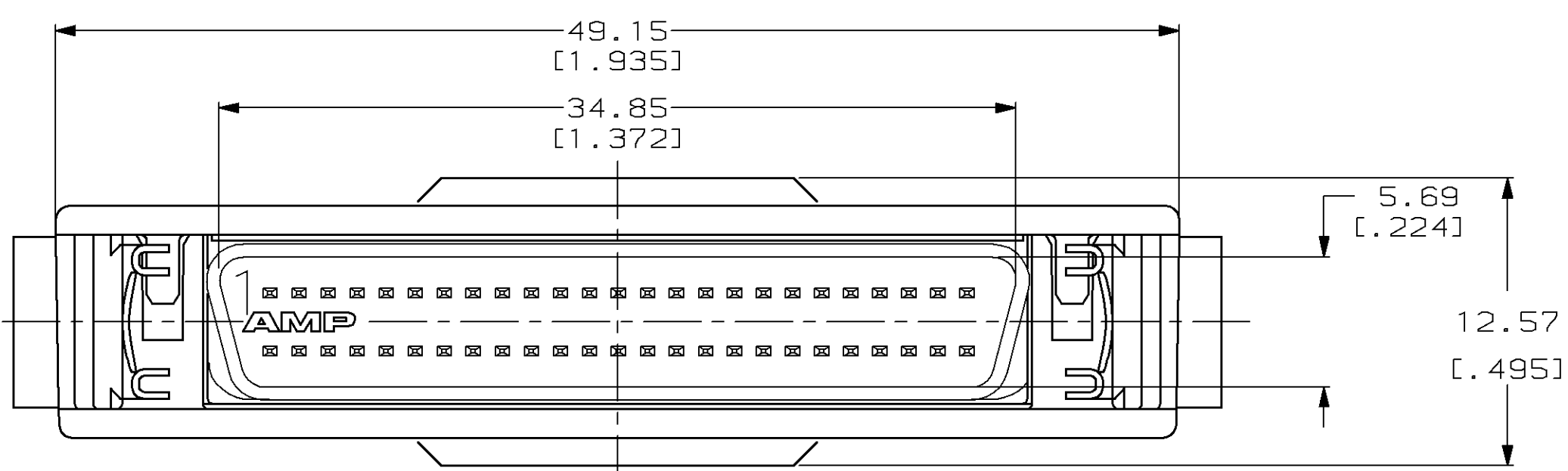
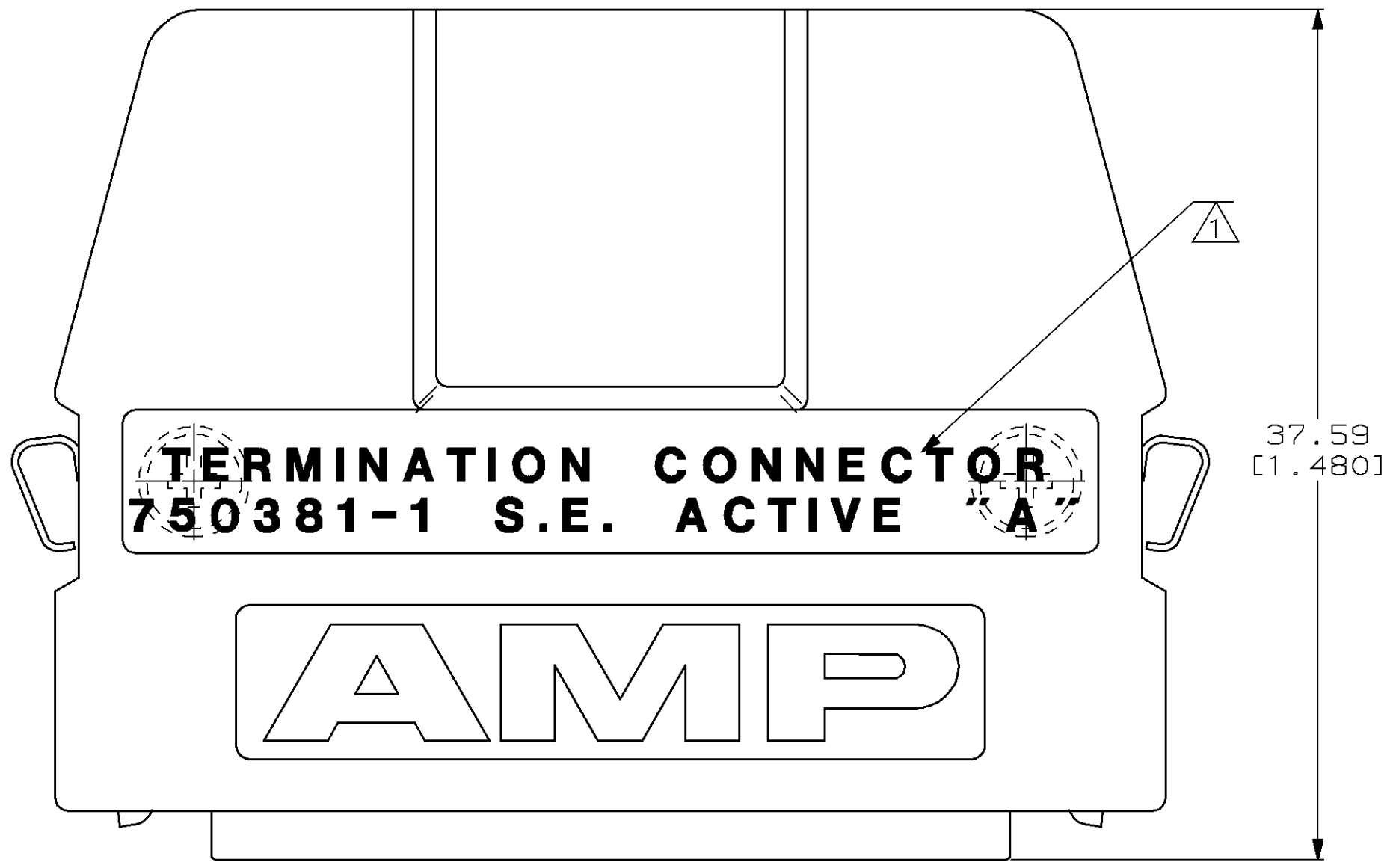


THIS DRAWING IS UNPUBLISHED. RELEASED FOR PUBLICATION  
 © COPYRIGHT 19 BY AMP INCORPORATED. ALL INTERNATIONAL RIGHTS RESERVED.

LOC		DIST		P		F		ZONE		LTR		REVISIONS	
DESCRIPTION		DATE		APPD									
BD	62									D	REV PER EC 0020-790-95	23 OCT 95	RF
						E	REVISED PER EC 0420-86-97	08 SEP 97	JV				



**ACTIVE SCHEMATIC**

- ① MARKING LABEL APPROXIMATELY AS SHOWN.
- ② RESISTOR TOLERANCE: ±2.5%.
- ③ VOLTAGE REGULATOR TO MEET ALL SCSI SINGLE-ENDED ACTIVE REQUIREMENTS.

DO NOT SCALE PRINT. UNLESS SPECIFIED DIMENSIONS IN mm [INCHES] TOLERANCES ON:		DR 9/1/89 S.G.SMITH	AS SHOWN		750381-1
2 PLC DEC ± -		CHK 9/1/89 K.ULERY	REMARKS		PART NO
3 PLC DEC ±.25 [.010]		APPD 9-18-90 D.L.CLOUSER	AMP INCORPORATED Harrisburg, Pa. 17105		
ANGLES ± -		APPD 9/1/89 E.MYERS			
MATERIAL HOUSING: ZINC DIE CASTING CONTACT: PHOS BRONZE INSERT: THERMOPLASTIC RESISTOR: THICK FILM NETWORK ON ALUMINA SUBSTRATE LATCHES: STAINLESS STEEL		PRODUCT SPEC -	NAME		
FINISH HOUSING: NICKEL OVER COPPER CONTACT: 30µ" GOLD OVER NICKEL LATCHES: NONE		APPLICATION SPEC -	TERMINATION CONNECTOR AMPLIMITE .050 Series 50 POSN, PLUG		
WEIGHT -		SCALE 4:1	SIZE C	CAGE CODE 00779	DRAWING NO 750381
				SHEET 1 OF 1	